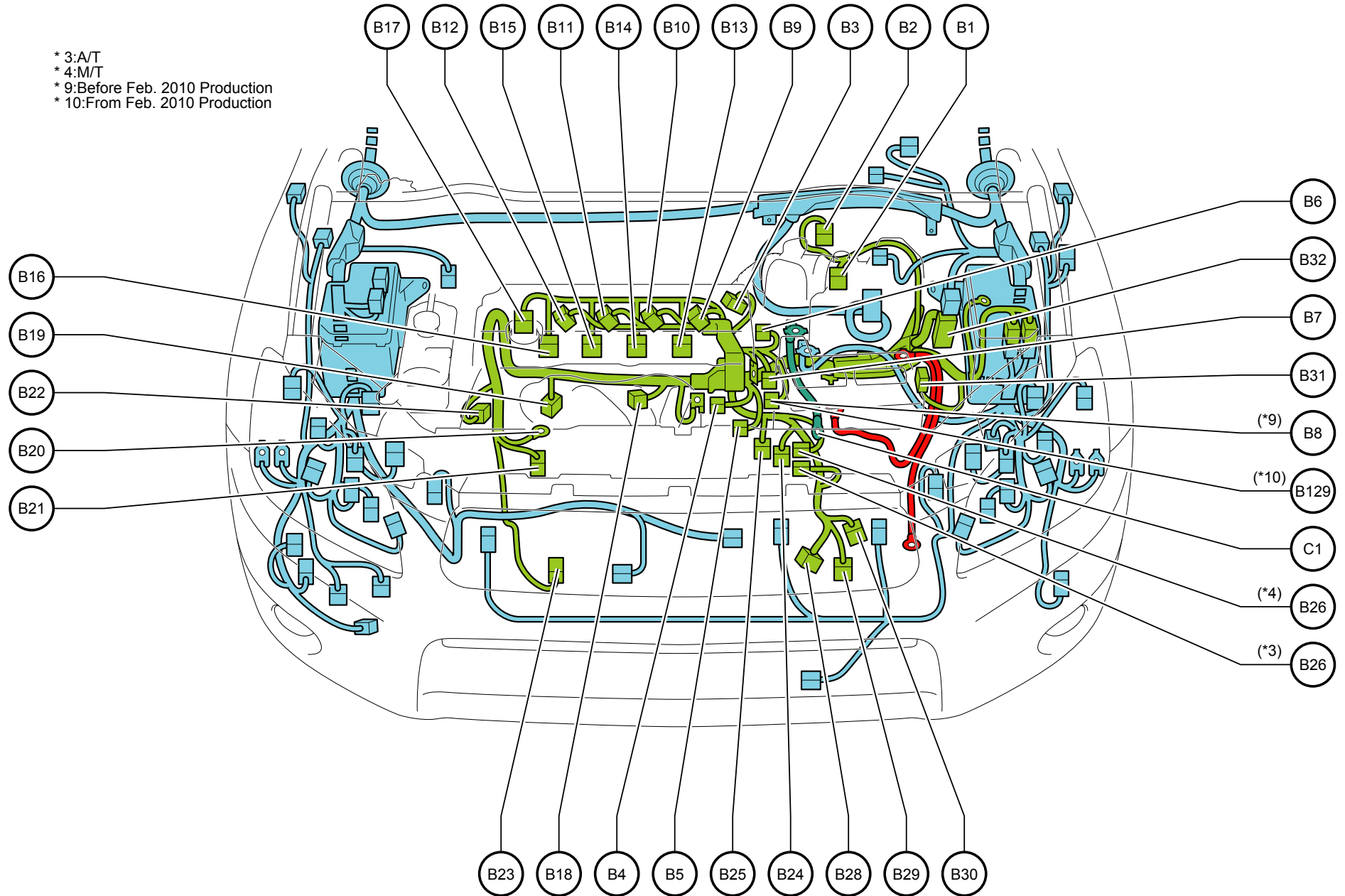


Position of Parts in Engine Compartment <LHD 2AZ-FE, 1AZ-FE>

- \* 3:A/T
- \* 4:M/T
- \* 9:Before Feb. 2010 Production
- \* 10:From Feb. 2010 Production

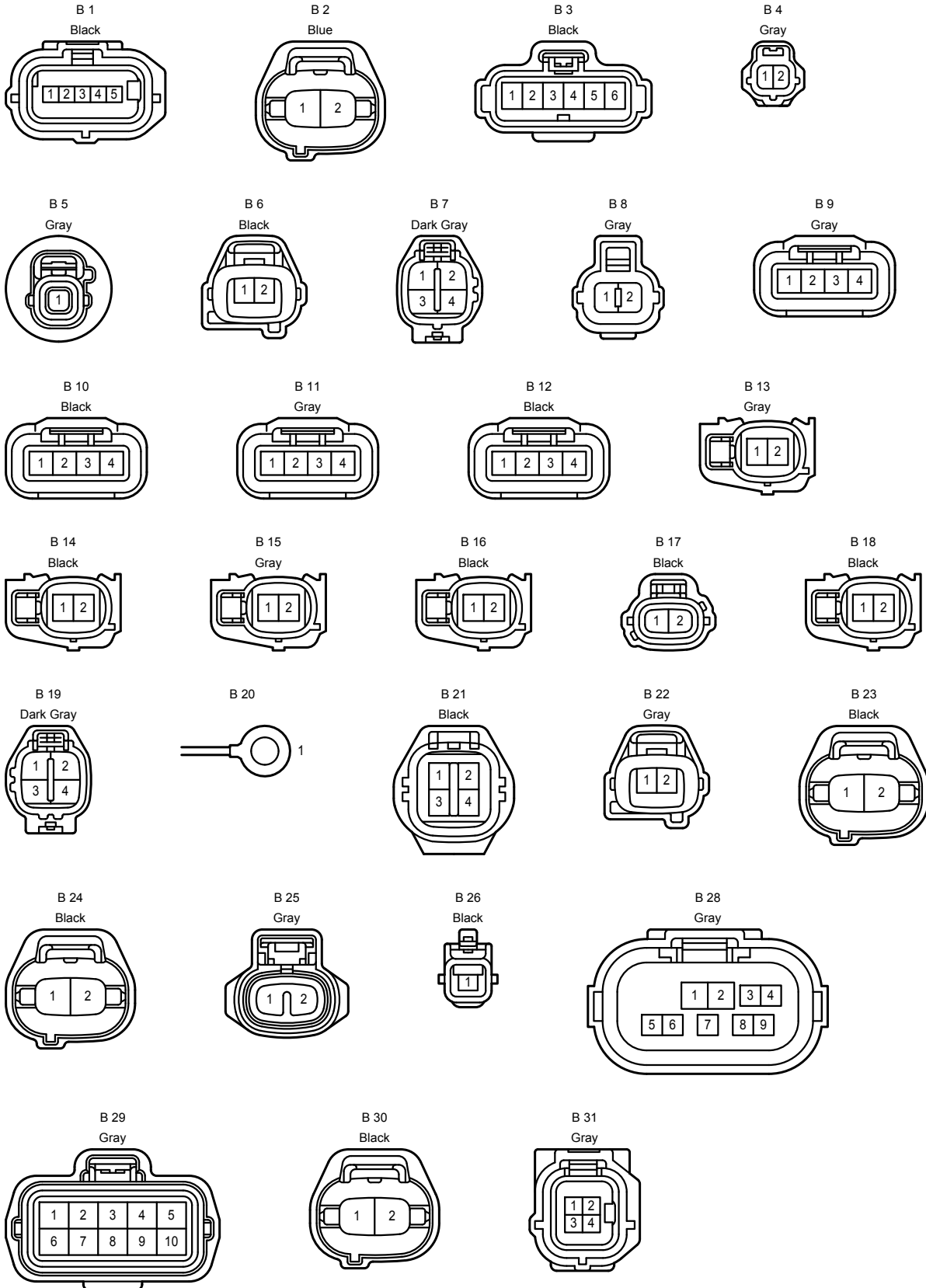


Position of Parts in Engine Compartment <LHD 2AZ-FE, 1AZ-FE>

---

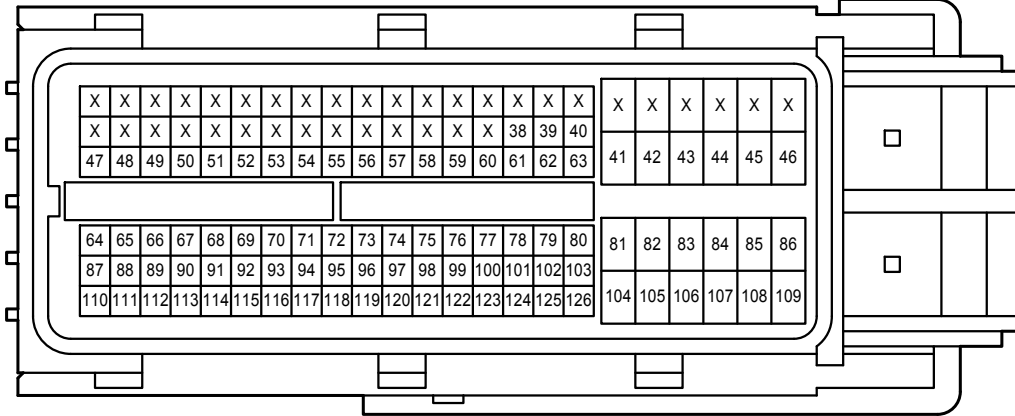
- B 1 Air Flow Meter
  - B 2 VSV (Purge)
  - B 3 Throttle Body Assembly
  - B 4 Water Temp. Sensor
  - B 5 Engine Oil Pressure SW
  - B 6 Camshaft Position Sensor
  - B 7 Air Fuel Ratio Sensor (Bank 1 Sensor 1)
  - B 8 Noise Filter (Ignition)
  - B 9 Ignition Coil (No.4)
  - B 10 Ignition Coil (No.3)
  - B 11 Ignition Coil (No.2)
  - B 12 Ignition Coil (No.1)
  - B 13 Fuel Injector (No.4)
  - B 14 Fuel Injector (No.3)
  - B 15 Fuel Injector (No.2)
  - B 16 Fuel Injector (No.1)
  - B 17 Camshaft Timing Oil Control Valve
  - B 18 Knock Control Sensor (Bank 1)
  - B 19 Heated Oxygen Sensor (Bank 1 Sensor 2)
  - B 20 Alternator
  - B 21 Alternator
  - B 22 Crankshaft Position Sensor
  - B 23 A/C Compressor
  - B 24 Transmission Revolution Sensor (Counter Gear)
  - B 25 Back-Up Light SW
  - B 26 Starter
  - B 28 Park/Neutral Position SW
  - B 29 ECT Solenoid
  - B 30 Transmission Revolution Sensor (Turbine)
  - B 31 Battery Current Sensor
  - B 32 Engine ECU
  - B 129 Noise Filter (Ignition)
- 
- C 1 Starter

Position of Parts in Engine Compartment <LHD 2AZ-FE, 1AZ-FE>




Position of Parts in Engine Compartment <LHD 2AZ-FE, 1AZ-FE>

B 32  
Black



B129  
Gray



C 1

