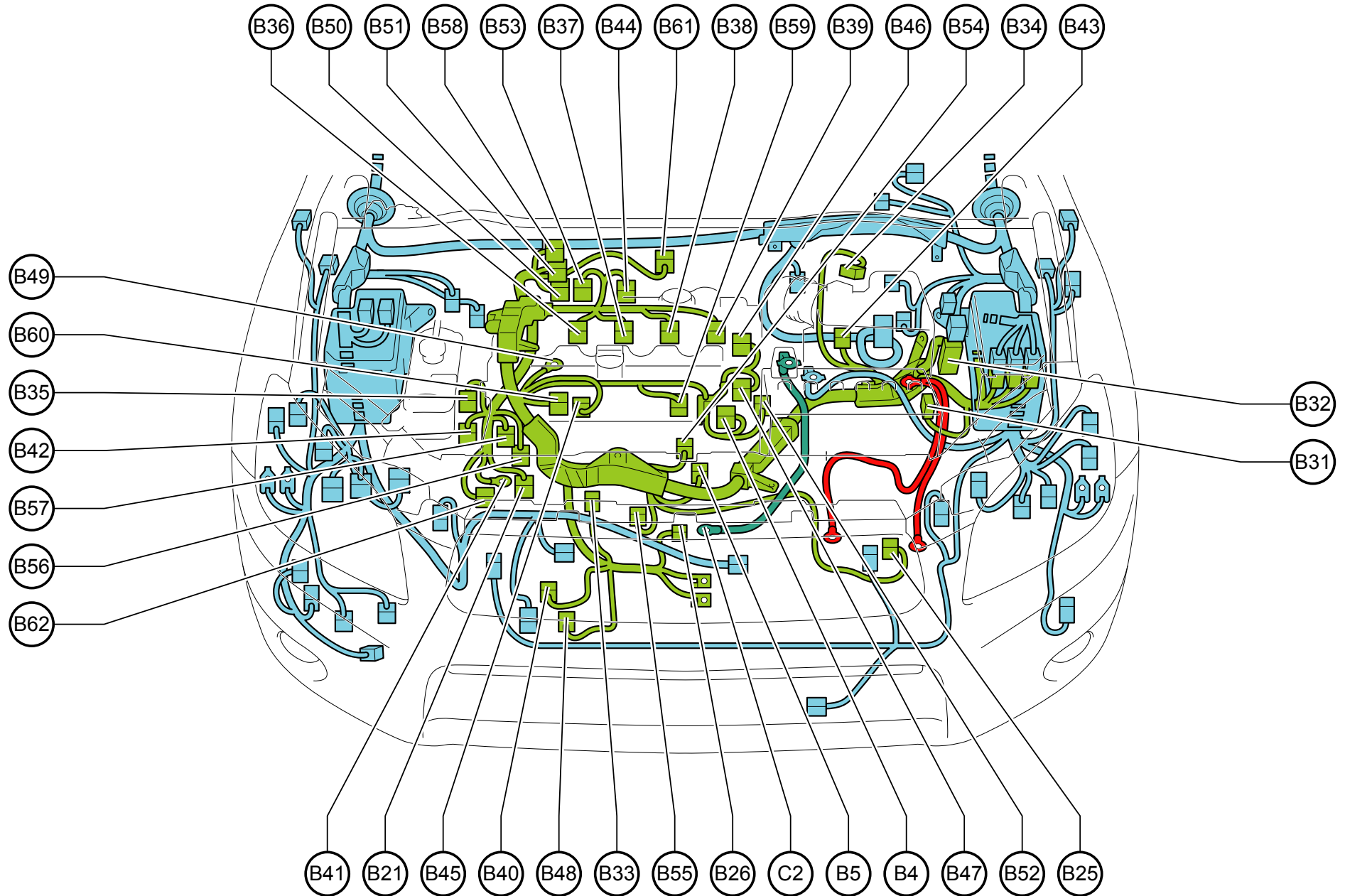
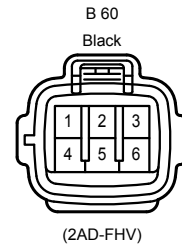
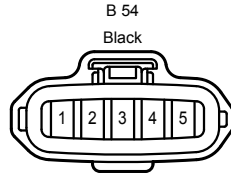
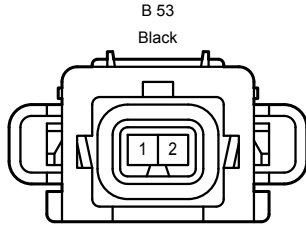
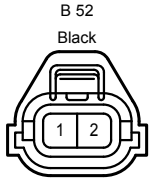
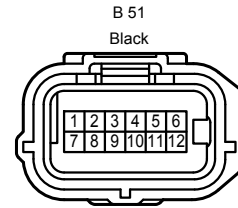
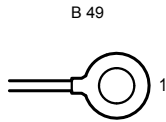
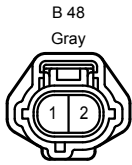


Position of Parts in Engine Compartment <LHD 2AD-FHV>



- B 4 Water Temp. Sensor
 - B 5 Engine Oil Pressure SW
 - B 21 Alternator
 - B 25 Back-Up Light SW
 - B 26 Starter
 - B 31 Battery Current Sensor
 - B 32 Engine ECU
 - B 33 Throttle Body Assembly
 - B 34 Air Flow Meter
 - B 35 Camshaft Position Sensor
 - B 36 Fuel Injector (No.1)
 - B 37 Fuel Injector (No.2)
 - B 38 Fuel Injector (No.3)
 - B 39 Fuel Injector (No.4)
 - B 40 A/C Compressor
 - B 41 Alternator
 - B 42 Crankshaft Position Sensor
 - B 43 Glow Plug Relay
 - B 44 VRV (EGR)
 - B 45 Turbo Pressure Sensor
 - B 46 Suction Control Valve
 - B 47 Fuel Temp. Sensor
 - B 48 Engine Oil Level Sensor
 - B 49 Glow Plug
 - B 50 Injector Driver (EDU)
 - B 51 Injector Driver (EDU)
 - B 52 Exhaust Fuel Addition Injector Assembly
 - B 53 VSV (EGR)
 - B 54 EGR Valve Position Sensor
 - B 55 Throttle Body Assembly
 - B 56 Exhaust Gas Temperature Sensor (Front)
 - B 57 Exhaust Gas Temperature Sensor (Rear)
 - B 58 Injector Driver (EDU)
 - B 59 Pressure Discharge Valve
 - B 60 Fuel Pressure Sensor
 - B 61 Differential Pressure Sensor
 - B 62 Air Fuel Ratio Sensor (Bank 1 Sensor 1)
-
- C 2 Starter

Position of Parts in Engine Compartment <LHD 2AD-FHV>



(2AD-FHV)

