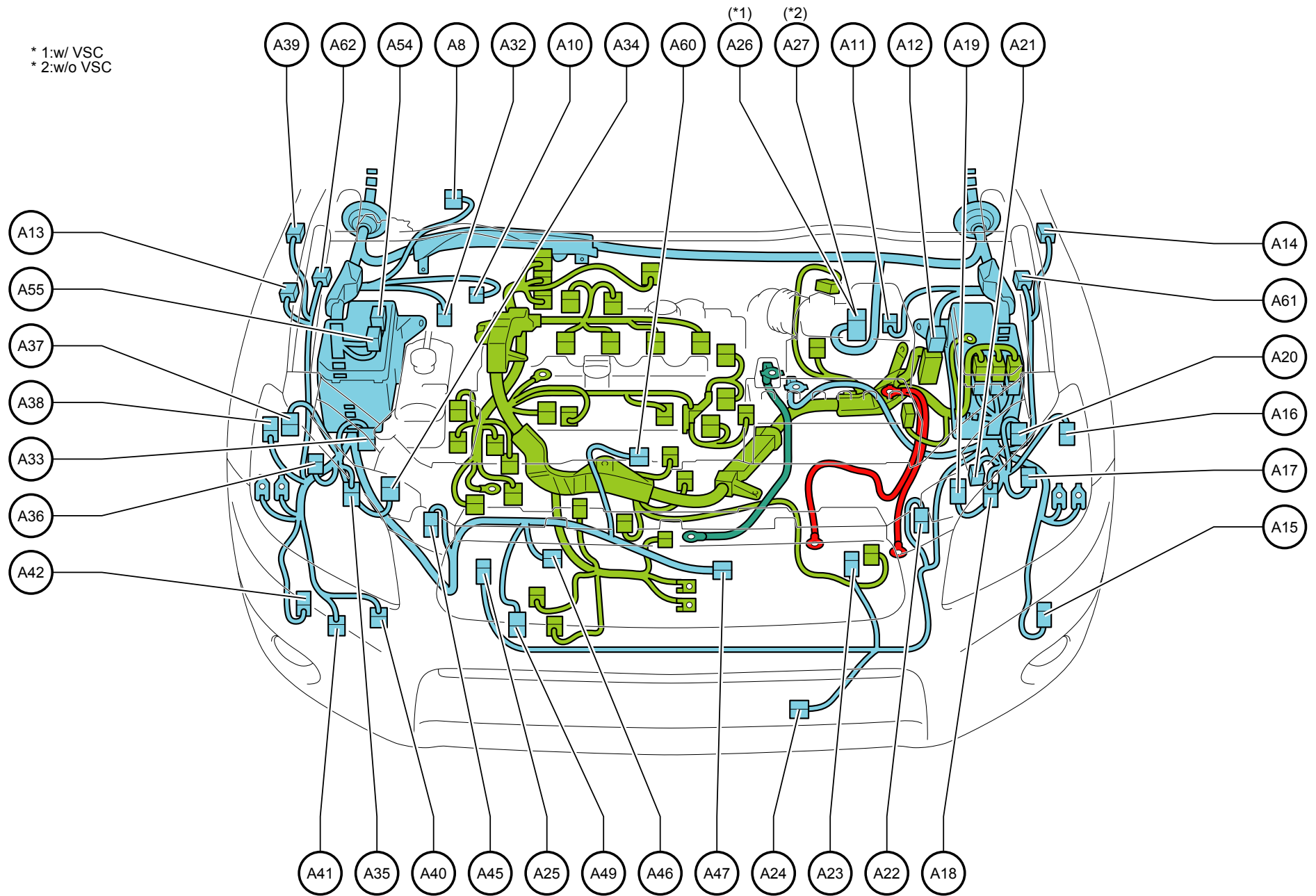
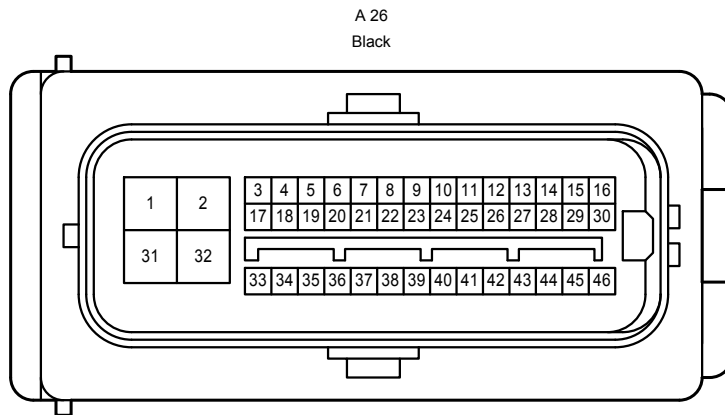
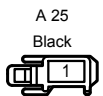
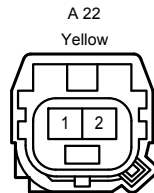
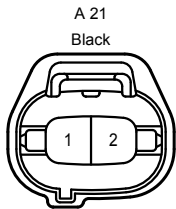
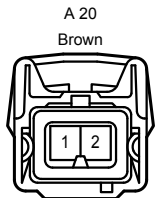
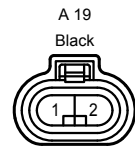
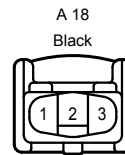
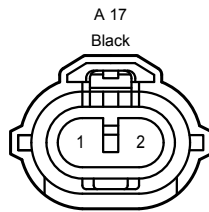
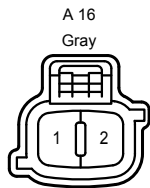
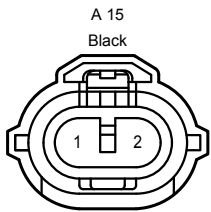
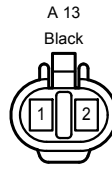
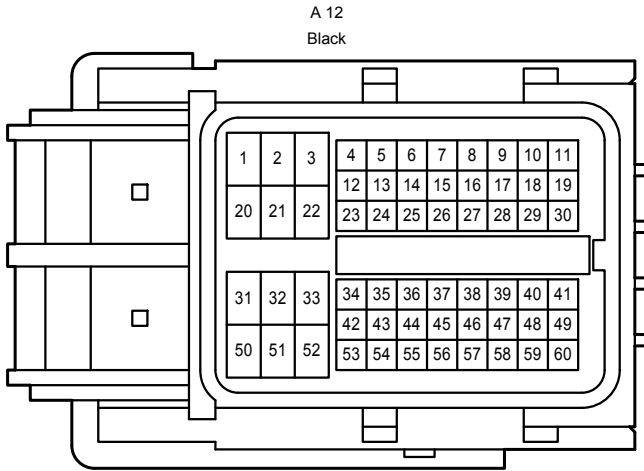
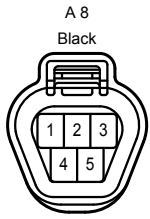


Position of Parts in Engine Compartment <RHD 2AD-FHV Before Dec. 2008 Production>

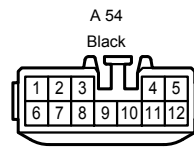
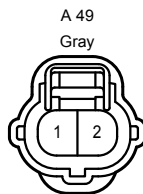
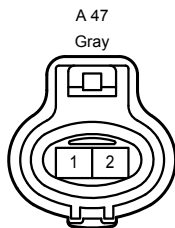
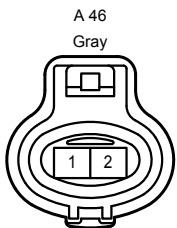
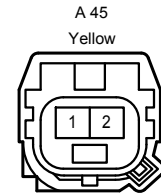
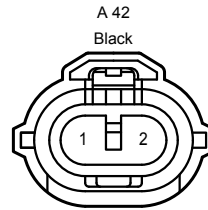
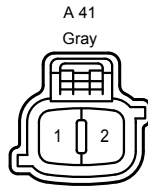
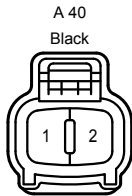
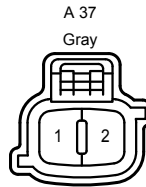
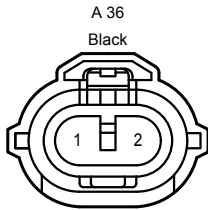
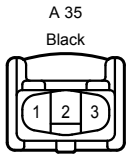
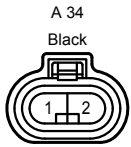
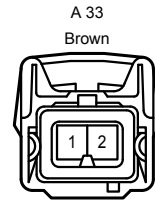
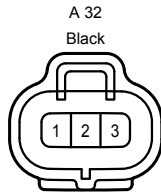
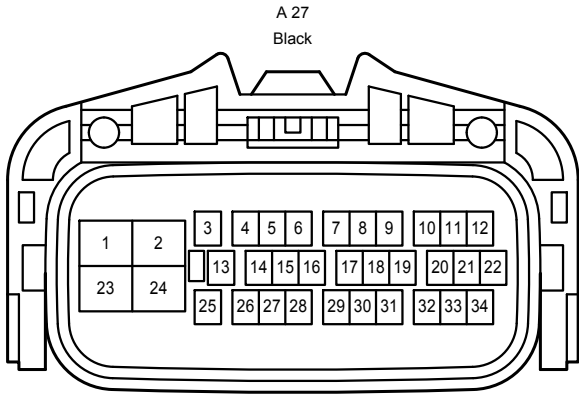


- A 8 Windshield Wiper Motor
- A 10 Brake Fluid Level Warning SW
- A 11 Fuel Filter Warning SW
- A 12 Engine ECU
- A 13 Wireless Door Lock Buzzer
- A 14 Turn Signal Lamp (Front Side LH)
- A 15 Fog Lamp (Front LH)
- A 16 Turn Signal Lamp (Front LH)
- A 17 Headlamp (LH Low)
- A 18 Headlamp Leveling Motor (LH)
- A 19 Headlamp (LH High)
- A 20 Clearance Lamp (Front LH)
- A 21 Option Connector
- A 22 Airbag Sensor (Front LH)
- A 23 Horn (Low)
- A 24 Ambient Temp. Sensor
- A 25 Horn (High)
- A 26 Skid Control ECU with Actuator
- A 27 Skid Control ECU with Actuator
- A 32 A/C Pressure Sensor
- A 33 Clearance Lamp (Front RH)
- A 34 Headlamp (RH High)
- A 35 Headlamp Leveling Motor (RH)
- A 36 Headlamp (RH Low)
- A 37 Turn Signal Lamp (Front RH)
- A 38 Tire Pressure Warning Antenna (Front)
- A 39 Turn Signal Lamp (Front Side RH)
- A 40 Rear Washer Motor
- A 41 Front Washer Motor
- A 42 Fog Lamp (Front RH)
- A 45 Airbag Sensor (Front RH)
- A 46 A/C Condenser Fan Motor
- A 47 Radiator Fan Motor
- A 49 Inlet Air Temp. Sensor
- A 54 Junction Connector
- A 55 Junction Connector
- A 60 Engine Hood Courtesy SW
- A 61 Speed Sensor (Front LH)
- A 62 Speed Sensor (Front RH)

Position of Parts in Engine Compartment <RHD 2AD-FHV Before Dec. 2008 Production>



Position of Parts in Engine Compartment <RHD 2AD-FHV Before Dec. 2008 Production>



(2AD-FHV, 2AD-FTV)

