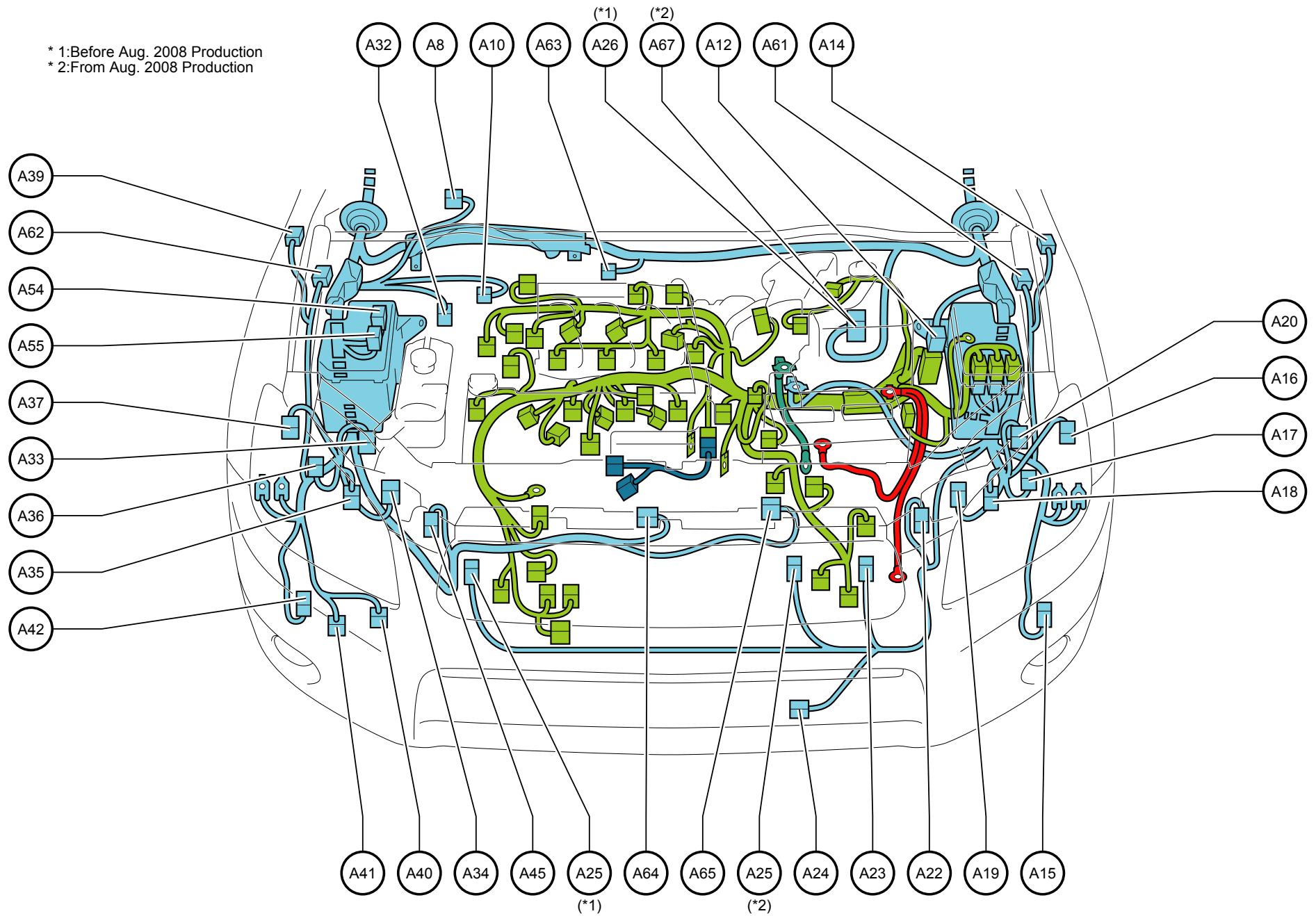


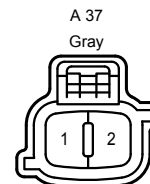
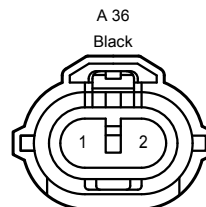
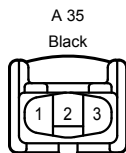
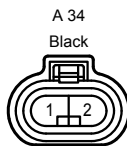
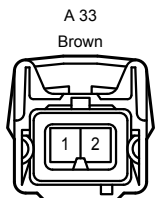
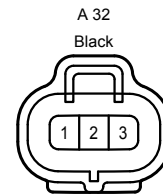
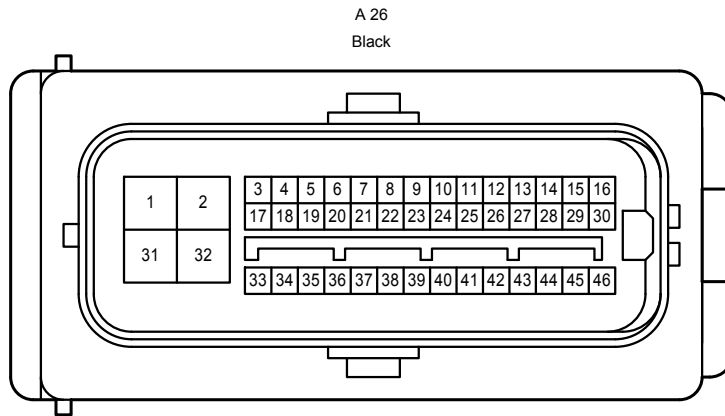
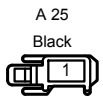
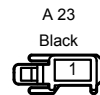
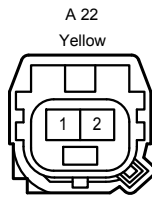
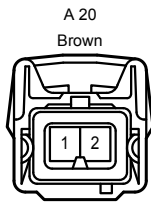
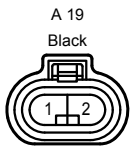
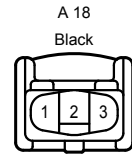
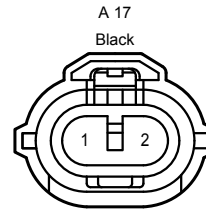
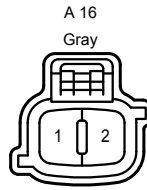
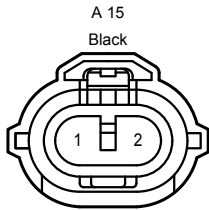
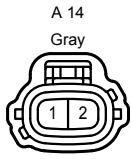
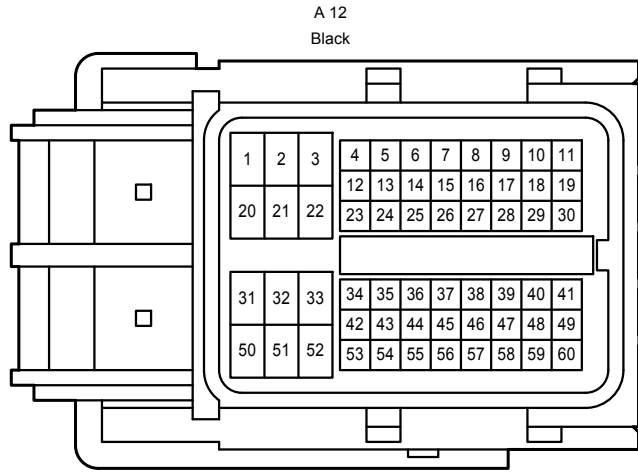
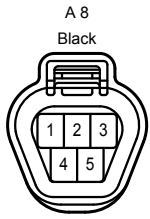
Position of Parts in Engine Compartment <RHD 2GR-FE>

* 1: Before Aug. 2008 Production
 * 2: From Aug. 2008 Production

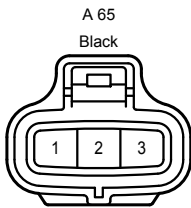
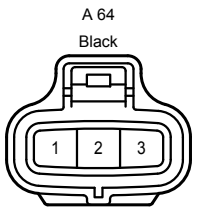
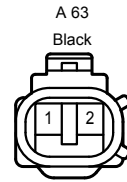

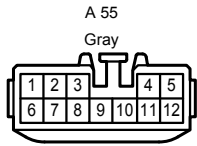
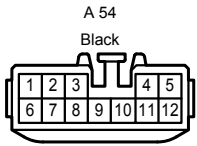
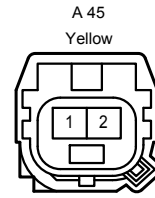
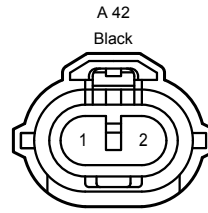
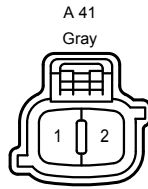
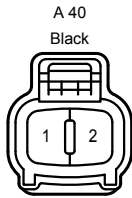
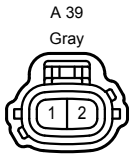


- A 8 Windshield Wiper Motor
- A 10 Brake Fluid Level Warning SW
- A 12 Engine ECU
- A 14 Turn Signal Lamp (Front Side LH)
- A 15 Fog Lamp (Front LH)
- A 16 Turn Signal Lamp (Front LH)
- A 17 Headlamp (LH Low)
- A 18 Headlamp Leveling Motor (LH)
- A 19 Headlamp (LH High)
- A 20 Clearance Lamp (Front LH)
- A 22 Airbag Sensor (Front LH)
- A 23 Horn (Low)
- A 24 Ambient Temp. Sensor
- A 25 Horn (High)
- A 26 Skid Control ECU with Actuator
- A 32 A/C Pressure Sensor
- A 33 Clearance Lamp (Front RH)
- A 34 Headlamp (RH High)
- A 35 Headlamp Leveling Motor (RH)
- A 36 Headlamp (RH Low)
- A 37 Turn Signal Lamp (Front RH)
- A 39 Turn Signal Lamp (Front Side RH)
- A 40 Rear Washer Motor
- A 41 Front Washer Motor
- A 42 Fog Lamp (Front RH)
- A 45 Airbag Sensor (Front RH)
- A 54 Junction Connector
- A 55 Junction Connector
- A 61 Speed Sensor (Front LH)
- A 62 Speed Sensor (Front RH)
- A 63 Fuel Pump Resistor
- A 64 Cooling Fan ECU (RH)
- A 65 Cooling Fan ECU (LH)
- A 67 Skid Control ECU with Actuator

Position of Parts in Engine Compartment <RHD 2GR-FE>



Position of Parts in Engine Compartment <RHD 2GR-FE>



A 67
Black

