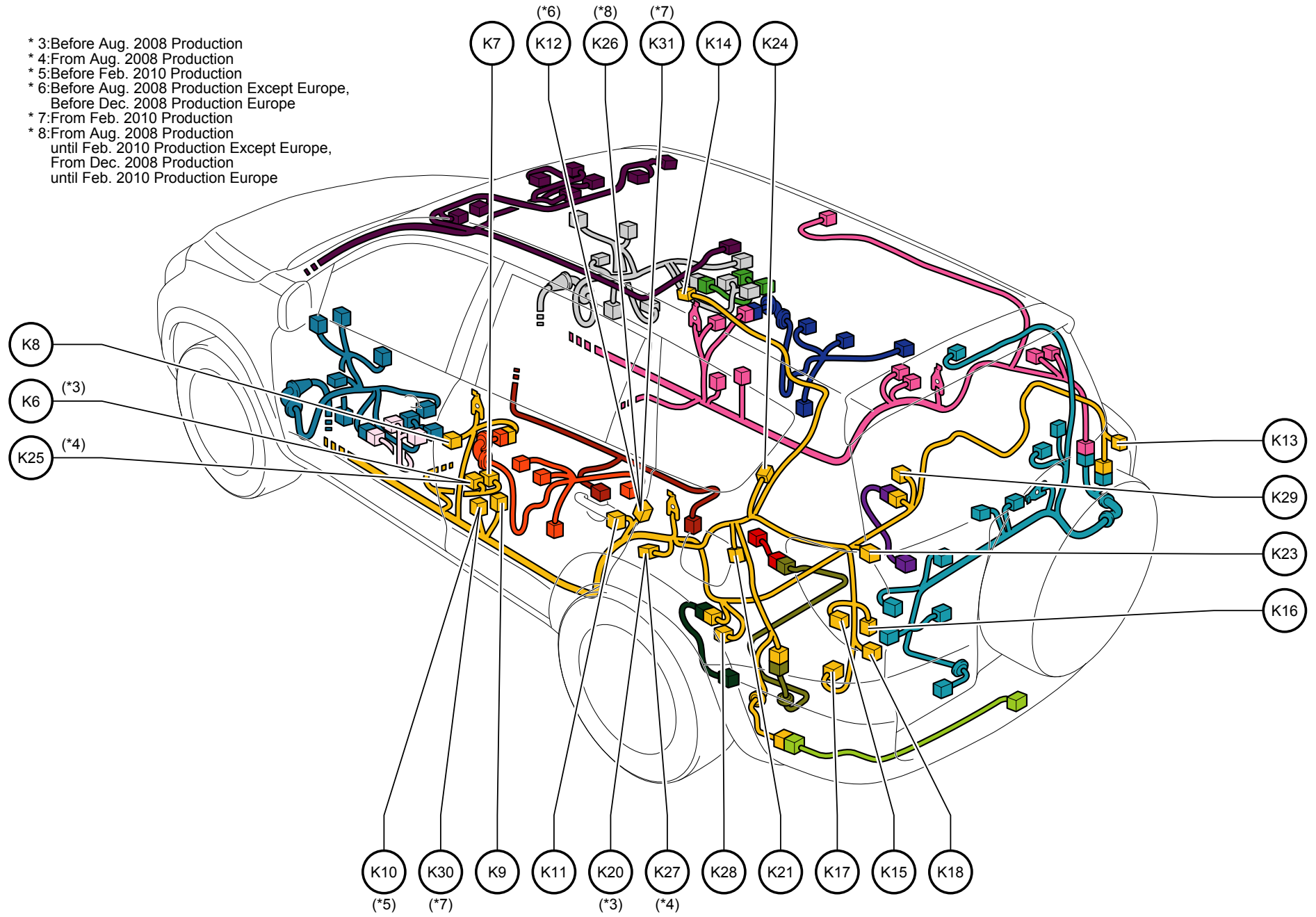


Position of Parts in Body <LHD Long Body>

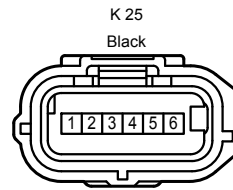
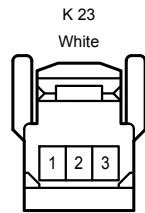
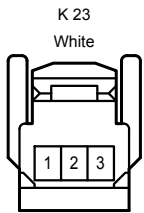
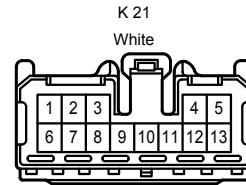
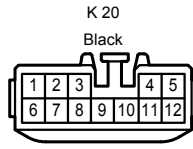
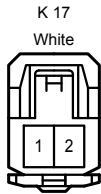
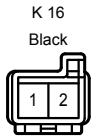
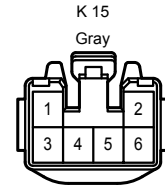

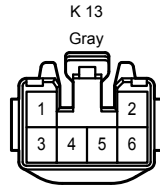
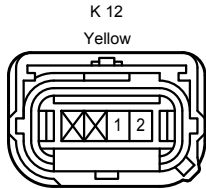
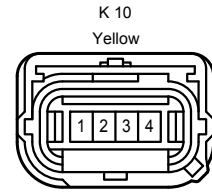
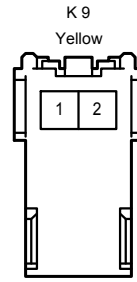
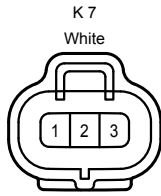
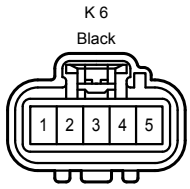
- * 3: Before Aug. 2008 Production
- * 4: From Aug. 2008 Production
- * 5: Before Feb. 2010 Production
- * 6: Before Aug. 2008 Production Except Europe,
Before Dec. 2008 Production Europe
- * 7: From Feb. 2010 Production
- * 8: From Aug. 2008 Production
until Feb. 2010 Production Except Europe,
From Dec. 2008 Production
until Feb. 2010 Production Europe



Position of Parts in Body <LHD Long Body>

- K 6 Yaw Rate Sensor
- K 7 Deceleration Sensor
- K 8 Door Courtesy SW (Front LH)
- K 9 Pretensioner (LH)
- K 10 Side Airbag Sensor (Front LH)
- K 11 Door Courtesy SW (Rear LH)
- K 12 Side Airbag Sensor (Rear LH)
- K 13 Rear Combination Lamp (RH)
- K 14 Curtain Shield Airbag Squib (LH)
- K 15 Rear Combination Lamp (LH)
- K 16 Diode (Room Lamp)
- K 17 Power Outlet Socket (Rear)
- K 18 Door Courtesy SW (Back Door)
- K 20 Junction Connector
- K 21 Junction Connector
- K 23 Electrical Key Oscillator (Inside Luggage Room)
- K 23 Electrical Key Oscillator (Inside Luggage Room)
- K 24 Tire Pressure Warning Antenna (Rear)
- K 25 Yaw Rate Sensor
- K 26 Side Airbag Sensor (Rear LH)
- K 27 Junction Connector
- K 28 Speed Sensor (Rear LH)
- K 29 Speed Sensor (Rear RH)
- K 30 Side Airbag Sensor (Front LH)
- K 31 Side Airbag Sensor (Rear LH)

Position of Parts in Body <LHD Long Body>



(From Aug. 2007 Production)

(Before Aug. 2007 Production)

