

# LR6-60PB 295~315MA

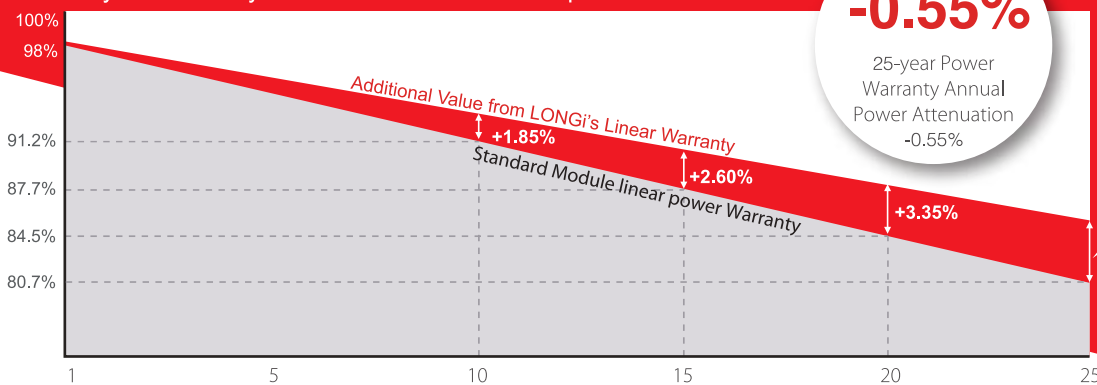
Hi-MO1



## Hi-MO1 High Efficiency Low LID Mono PERC Technology (60C/All Black AC Module)

*Aesthetic appearance with black frame and  
backsheet, best suited for rooftop installation*

10-year Warranty for Materials and Processing;  
25-year Warranty for Extra Linear Power Output



**-0.55%**

25-year Power  
Warranty Annual  
Power Attenuation  
-0.55%

**+4.10%**

### Complete System and Product Certifications

IEC 61215, IEC61730, UL1703  
ISO 9001:2008: ISO Quality Management System  
ISO 14001: 2004: ISO Environment Management System  
TS62941: Guideline for module design qualification and type approval  
OHSAS 18001: 2007 Occupational Health and Safety



\* Specifications subject to technical changes and tests.  
LONGi reserves the right of interpretation.

**Positive power tolerance** (0 ~ +5W) guaranteed

**High module conversion efficiency** (up to 19.3%)

**Slower power degradation** enabled by Low LID Mono PERC technology: first year <2%,  
0.55% year 2-25

**Better energy yield** with excellent low irradiance performance and temperature coefficient

**Solid PID resistance** ensured by solar cell process optimization and careful module BOM  
selection

**LONGi AC Modules** combines the efficiency of Low LID Mono PERC Technology solar panels  
with smart-grid ready Enphase IQ7 Microinverters which delivers high power output for  
residential and rooftop installations

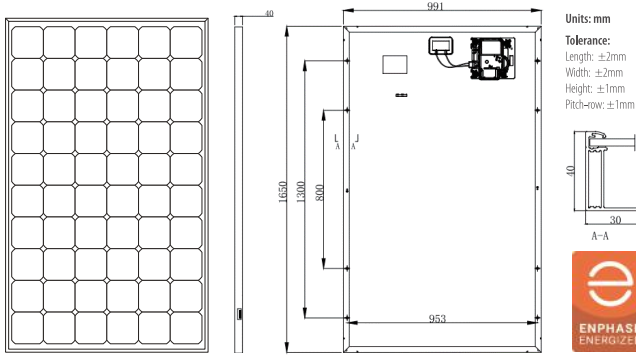
# LONGi

Room 801, Tower 3, Lujiazui Financial Plaza, No.826 Century Avenue, Pudong Shanghai, 200120, China  
Tel: +86-21-80162606 E-mail: module@longi-silicon.com Facebook: www.facebook.com/LONGi Solar

Note: Due to continuous technical innovation, R&D and improvement, technical data above mentioned may be of modification accordingly. LONGi have the sole right to make such modification at anytime without further notice; Demanding party shall request for the latest datasheet for such as contract need, and make it a consisting and binding part of lawful documentation duly signed by both parties.

# LR6-60PB 295~315MA

## Design (mm)



## Mechanical Parameters

- Units: mm
- Tolerance: Length:  $\pm 2$ mm, Width:  $\pm 2$ mm, Height:  $\pm 1$ mm, Pitch-row:  $\pm 1$ mm
- Cell Orientation: 60 (6x10)
- Junction Box: IP67, three diodes
- Output Cable: 4mm<sup>2</sup>, 1000mm in length
- Glass: 3.2mm coated tempered glass
- Weight: 18.2kg
- Dimension: 1650x991x40mm
- Packaging: 26pcs per pallet  
156pcs per 20'GP  
728pcs per 40'HC

## Operating Parameters

- Operational Temperature: -40 C ~ +65 C
- Power Output Tolerance: 0 ~ +5 W
- Maximum Series Fuse Rating: 20A
- Nominal Operating Cell Temperature: 45 $\pm$ 2 C
- Application Class: Class A
- Fire Type: UL Type 1

## DC Electrical Characteristics

Test uncertainty for Pmax:  $\pm 3\%$

Model Number	LR6-60PB-295MA		LR6-60PB-300MA		LR6-60PB-305MA		LR6-60PB-310MA		LR6-60PB-315MA	
	STC	NOCT	STC	NOCT	STC	NOCT	STC	NOCT	STC	NOCT
Maximum Power (Pmax/W)	295	218.5	300	222.2	305	225.9	310	229.6	315	233.4
Open Circuit Voltage (Voc/V)	39.9	37.2	40.1	37.4	40.2	37.5	40.3	37.6	40.5	37.8
Short Circuit Current (Isc/A)	9.69	7.81	9.81	7.91	9.94	8.01	9.98	8.04	10.10	8.14
Voltage at Maximum Power (Vmp/V)	32.6	30.1	32.8	30.3	33.0	30.5	33.2	30.7	33.4	30.9
Current at Maximum Power (Imp/A)	9.05	7.26	9.15	7.34	9.24	7.41	9.35	7.50	9.43	7.56
Module Efficiency(%)	18.0		18.3		18.7		19.0		19.3	

STC (Standard Testing Conditions): Irradiance 1000W/m<sup>2</sup>, Cell Temperature 25 C, Spectra at AM1.5

NOCT (Nominal Operating Cell Temperature): Irradiance 800W/m<sup>2</sup>, Ambient Temperature 20 C, Spectra at AM1.5, Wind at 1m/s

## AC Electrical Properties

Peak Output Power (VA)	250	
Max.Continuous Output Power (VA)	240	
Nominal Voltage / Range (V)	240/211-264	208/183-229
Nominal Output Current (A)	1.09	1.26
Nominal Frequency / Range (Hz)	60/47-68	
Power Factor / Adjustable	1/0.7leading...0.7lagging	
CEC Weighted Efficiency (%)	97.0	96.5
Max. Branch Circuit Over Current Protection (A)	20	
Number of Max. AC Modules (EA)	16	13

## Features

## Description

Communication	Power Line Communication (PLC)
Communication	Enlighten Manager and MyEnlighten monitoring options. Compatible with Enphase IQ Envoy.
Disconnecting means	The AC and DC connectors have been evaluated and approved by UL for use as the load-break disconnect required by NEC 690.
Compliance	CA Rule 21 UL 62109-1, UL1741/IEEE1547, FCC Part 15 Class B, ICES-0003 Class B, CAN/CSA-C22.2 NO. 107.1-01 Safety & Rating Certifications UL 1703, UL 1741, CEC This product is UL Listed as PV Rapid Shut Down Equipment and conforms with NEC-2014 and NEC-2017 section 690.12 and C22.1-2015 Rule 64-218 Rapid Shutdown of PV Systems, for AC and DC conductors, when installed according to manufacturer's instructions.

## Temperature Ratings (STC)

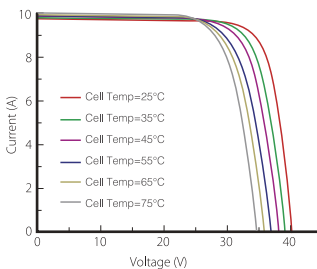
Temperature Coefficient of Isc	+0.057%/C
Temperature Coefficient of Voc	-0.286%/C
Temperature Coefficient of Pmax	-0.370%/C

## Mechanical Loading

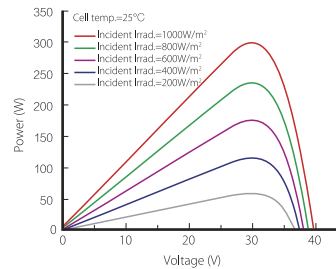
Front Side Maximum Static Loading	5400Pa
Rear Side Maximum Static Loading	2400Pa
Hailstone Test	25mm Hailstone at the speed of 23m/s

## I-V Curve

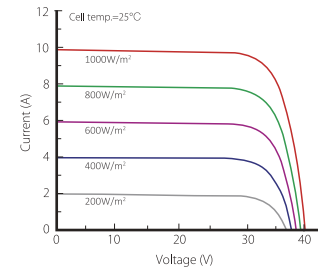
Current-Voltage Curve (LR6-60PB-300MA)



Power-Voltage Curve (LR6-60PB-300MA)



Current-Voltage Curve (LR6-60PB-300MA)



# LONGI

Room 801, Tower 3, Lujiazui Financial Plaza, No.826 Century Avenue, Pudong Shanghai, 200120, China  
Tel: +86-21-80162606 E-mail: module@longi-silicon.com Facebook: www.facebook.com/LONGI Solar

Note: Due to continuous technical innovation, R&D and improvement, technical data above mentioned may be of modification accordingly. LONGI have the sole right to make such modification at anytime without further notice; Demanding party shall request for the latest datasheet for such as contract need, and make it a consisting and binding part of lawful documentation duly signed by both parties.